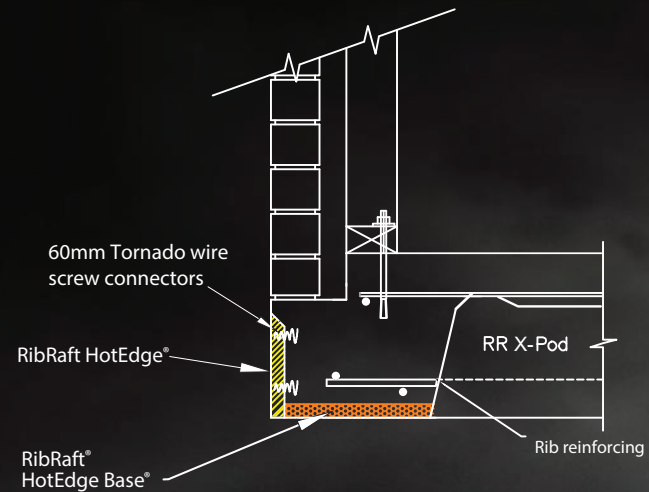
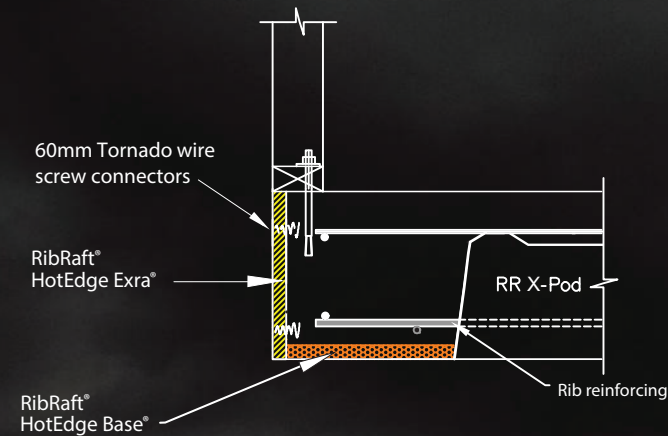


BRICK VENEER
CONSTRUCTION
DETAIL



FIRTH RIBRAFT X-POD®
BRICK VENEER HOTEDEGE® & HOTEDEGE BASE®
FIRTH CONCRETE (MIX CODE IP2019X OR IP2519X)

CLAD FRAME
CONSTRUCTION
DETAIL



FIRTH RIBRAFT X-POD®
140mm WALL FRAME HOTEDEGE EXTRA® & HOTEDEGE BASE®
FIRTH CONCRETE (MIX CODE IP2019X OR IP2519X)

NOTE: see RibRaft HotEdge Installation Guide for 90mm framing details.

Firths innovative range of RibRaft HotEdge® slab insulation solution now has options for all cladding types.

- HotEdge® for brick veneer cladding
- HotEdge Extra® for non-brick veneer cladding
- HotEdge Base® for under slab perimeter insulation

These are specifically designed for Firth's RibRaft® and RibRaft X-Pod® floor systems with RaftMix® concrete to create an easy-to-install, durable solution that helps meet and exceeding the R-value requirements for residential and light commercial building (less than 300m²).

Unique features of our systems are:

Durability: uses superior materials with rigorous manufacturing processes

- The high durability of the system means less waste through handling damage.
- The system is also resistant to moisture, retaining its R-value year after year.

Cost: these Firth systems are very cost-effective way of meeting floor insulation requirements.

- The pre-plastered surface helps reduce finishing time.
- Can be less cost than increase wall insulation

Easy installation: fits easily inside form work and with regularly space Tornado screws securely integrating HotEdge® and HotEdge Extra® to the concrete slab

- No need to increase the framing size in your design: standard 90mm framing applies
- Fully compatible with all Firth's RibRaft® systems including RibRaft TC3® and X-Pod®.

Quality: RibRaft® HotEdge® and HotEdge Extra® system R-values have been proven through 3D thermally modelling.

- Combine with HotEdge Base® to achieve desired R-value.

HotEdge® and HotEdge Extra® offer a complete solution to the challenge of providing a durable, high performance edge insulation system with a pre-plastered external surface, including corner armour protection to take the knocks that occur at foundation level.

GET THE
EDGE





ACHIEVE SUPERIOR R-VALUE BY USING HOTEDGE® BASE® WITH HOTEDGE® OR HOTEDGE® EXTRA®

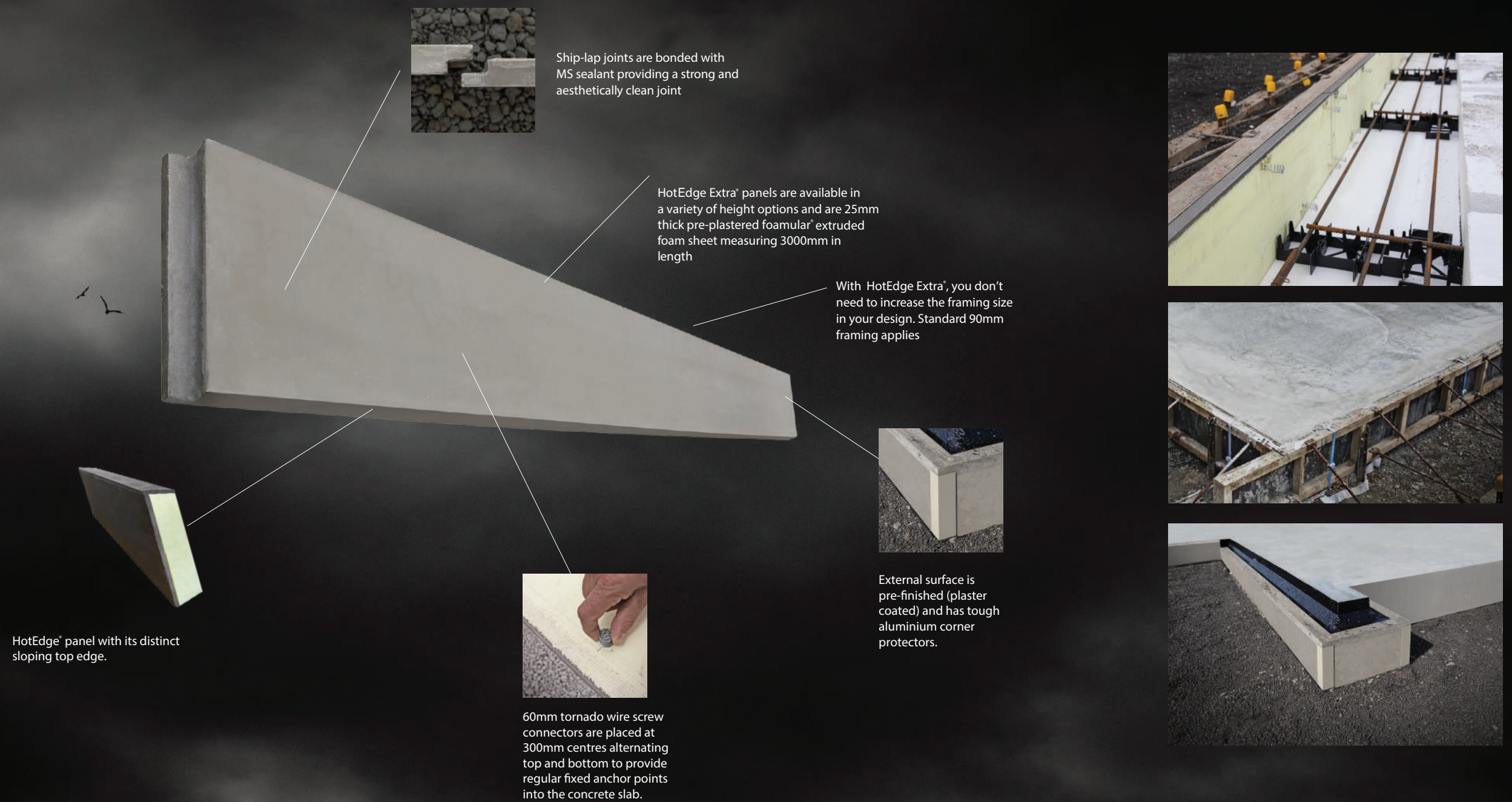

Twenty years ago Firth created RibRaft® - New Zealand's first pod floor system. It was revolutionary. It was brilliant in its conception, and its promise of durability is now well credentialed. Firth's RibRaft® innovation continued with RibRaft TC3® for seismic solutions and the environmentally and user friendly RibRaft X-Pod® system.

The latest innovations to the RibRaft® portfolio; HotEdge Extra® and HotEdge Base®, expand Firth's energy efficient and sustainable thermal edging systems further.

Complimenting both the current HotEdge® system (for brick veneer clad homes) and the new HotEdge Extra® for non-brick veneer clad home, HotEdge Base® provides under slab perimeter insulation to achieve even higher thermal performance of RibRaft® flooring systems.


HotEdge Extra® has the same slab integration and durable finish as HotEdge® but has been specifically developed to improve the thermal envelope of buildings using alternative cladding systems to brick veneers.

These fully integrated thermal solutions are designed and tested specifically with Firth foundation systems to assist in attaining Homestar™ points. All have been tested with 3D thermally modelling to the Building Code H1, Edition 5 updates.



HotEdge® panel with its distinct sloping top edge.

With HotEdge Extra®, you don't need to increase the framing size in your design. Standard 90mm framing applies



External surface is pre-finished (plaster coated) and has tough aluminium corner protectors.



60mm tornado wire screw connectors are placed at 300mm centres alternating top and bottom to provide regular fixed anchor points into the concrete slab.

HOTEDGE® AND HOTEDGE EXTRA® PRE-PLASTERED FOAMULAR® PANEL



1 HotEdge® and HotEdge Extra® panels are temporarily fixed inside the perimeter of the form work, prior to concrete pour. **NOTE:** Tornado screws anchor the panels into the slab.



2 RibRaft RaftMix® concrete is poured level with the form work leaving the top of the HotEdge Extra® panel uncovered. The HotEdge® panels for brick cladding should be positioned **25mm below** the rebate former to create a ledge covering the beveled top of the panel to support brick veneers.



3 Boxing is removed, revealing a truly integrated, aesthetically finished thermal barrier to help achieve H1 compliance. Firth recommend two coats of acrylic paint should be applied to all exposed surfaces for optimum service life and insulation. **NOTE:** Images shows both HotEdge® (with rebate for brick veneers) and HotEdge Extra® (for non-brick cladding).